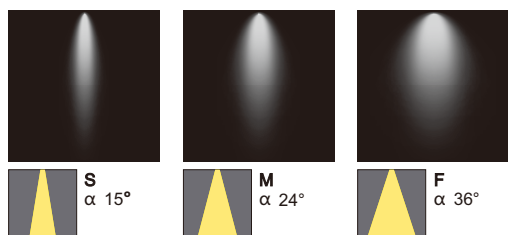






Optyka / Optics

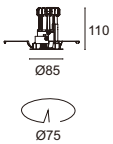



*Eliptyczna optyka uzyskiwana jest przez użycia akcesoriów

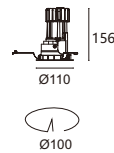
*Elliptical optics are obtained by installing the specific accessory

Aru

 Biały
 White
 Czarny
 Black



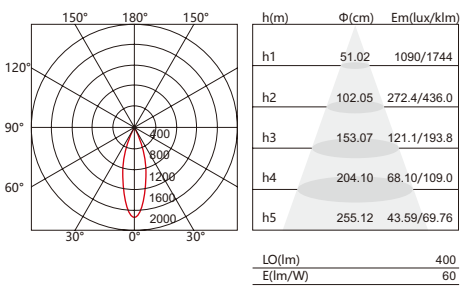
Source	W	lm	Optic	Code
Ø75				
2700K-CRI 90				
COB	9W	400	15° / 24° / 36°	8853 364
3000K-CRI 90				
COB	9W	430	15° / 24° / 36°	8853 364
4000K-CRI 90				
COB	9W	460	15° / 24° / 36°	8853 364



Source	W	lm	Optic	Code
Ø100				
2700K-CRI 90				
COB	15W	630	15° / 24° / 36°	8853 374
3000K-CRI 90				
COB	15W	660	15° / 24° / 36°	8853 374
4000K-CRI 90				
COB	15W	730	15° / 24° / 36°	8853 374

Krzywe rozłożenia światła / Light distribution curves

9W - 24°



15W - 15°

