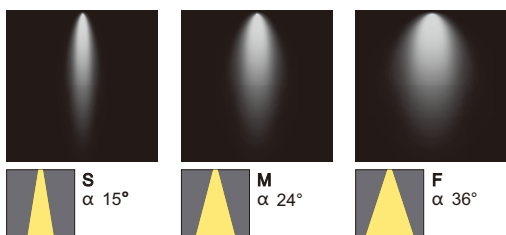






Optyka / Optics



*Eliptyczna optyka uzyskiwana jest przez użycia akcesoriów

*Elliptical optics are obtained by installing the specific accessory

 Biały
 White

 Czarny
 Black



∅ 50



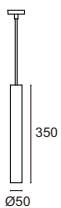
∅ 60



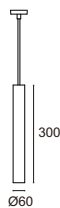
∅ 73



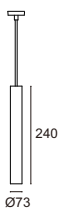
Source	W	lm	Optic	Code
∅50				
3000K- CRI 90				
COB	12W	730	15° / 24° / 36°	8795 301
4000K- CRI 90				
COB	12W	770	15° / 24° / 36°	8795 301



Source	W	lm	Optic	Code
∅60				
3000K- CRI 90				
COB	20W	1270	15° / 24° / 36°	8795 302
4000K- CRI 90				
COB	20W	1330	15° / 24° / 36°	8795 302



Source	W	lm	Optic	Code
∅73				
3000K- CRI 90				
COB	30W	1770	15° / 24° / 36°	8795 303
4000K- CRI 90				
COB	30W	1860	15° / 24° / 36°	8795 303

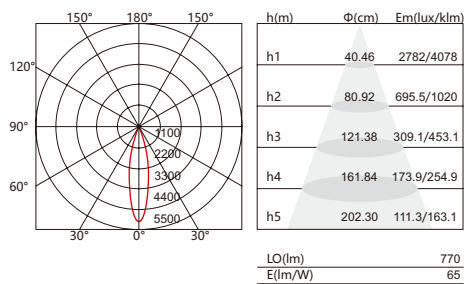


Dexim

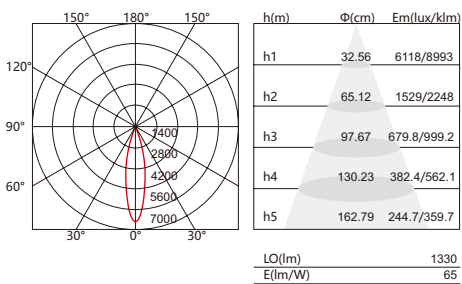


Krzywe rozłożenia światła / Light distribution curves

12W - 15°



20W - 15°



30W - 24°

