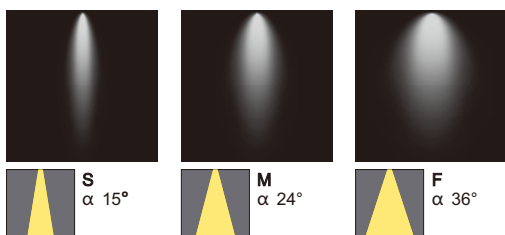




Optyka / Optics



*Eliptyczna optyka uzyskiwana jest przez użycia akcesoriów

*Elliptical optics are obtained by installing the specific accessory

 Białe
 White

 Czarny
 Black



Source	W	lm	Optic	Code
Ø100				
3000K - CRI 90				
COB	9W	730	15° / 24° / 36°	8795 313A
4000K - CRI 90				
COB	9W	820	15° / 24° / 36°	8795 313A



Source	W	lm	Optic	Code
Ø134				
3000K - CRI 90				
COB	20W	1490	15° / 24° / 36°	8795 314A
4000K - CRI 90				
COB	20W	1570	15° / 24° / 36°	8795 314A



Source	W	lm	Optic	Code
Ø134				
3000K - CRI 90				
COB	30W	2530	15° / 24° / 36°	8795 316A
4000K - CRI 90				
COB	30W	2655	15° / 24° / 36°	8795 316A

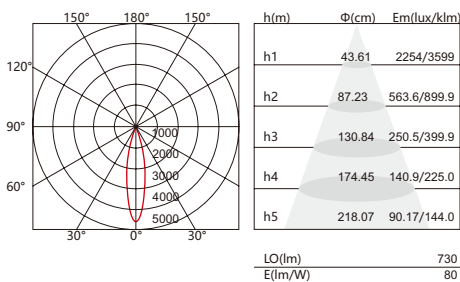


Source	W	lm	Optic	Code
Ø190				
3000K - CRI 90				
COB	40W	3260	15° / 24° / 36°	8795 318A
4000K - CRI 90				
COB	40W	3520	15° / 24° / 36°	8795 318A

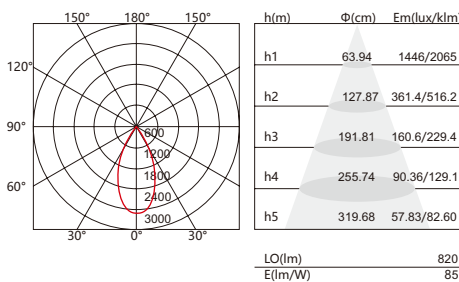


Krzywe rozłożenia światła / Light distribution curves

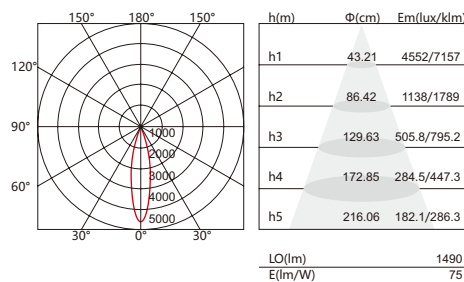
9W - 24°



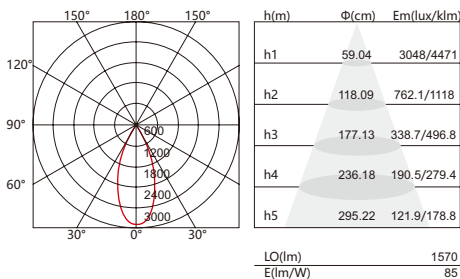
9W - 36°



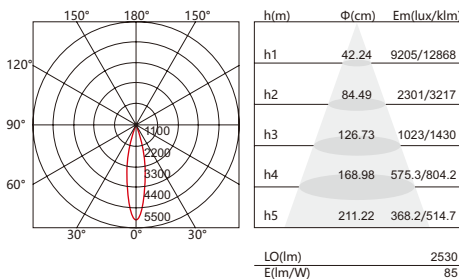
20W - 24°



20W - 36°



30W - 24°



30W - 36°

