



## Optyka / Optics



\*Eliptyczna optyka uzyskiwana jest przez użycia akcesoriów

\*Elliptical optics are obtained by installing the specific accessory



Biały  
White



Czarny  
Black




76x76x150  
UGR<18



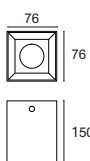
76x76x150  
UGR<18



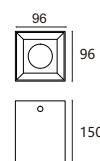
76x76x150  
UGR<18



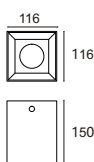
Pendant



Source	W	lm	Optic	Code
<b>76x76x150</b>				
3000K- CRI 90				
COB	10W	780	45°	8795 323
4000K- CRI 90				
COB	10W	820	45°	8795 323
6000K- CRI 90				
COB	10W	880	45°	8795 323

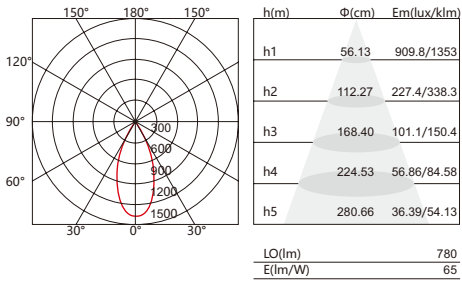


Source	W	lm	Optic	Code
<b>96x96x150</b>				
3000K- CRI 90				
COB	20W	1600	45°	8795 324
4000K- CRI 90				
COB	20W	1680	45°	8795 324
6000K- CRI 90				
COB	20W	1760	45°	8795 324

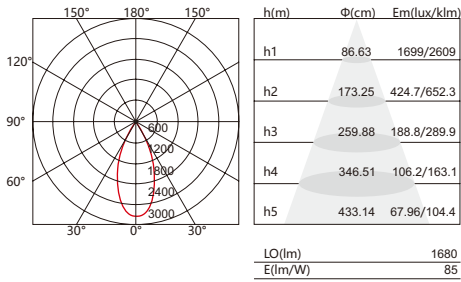


Source	W	lm	Optic	Code
<b>116x116x150</b>				
3000K- CRI 90				
COB	30W	2460	45°	8795 325
4000K- CRI 90				
COB	30W	2580	45°	8795 325
6000K- CRI 90				
COB	30W	2700	45°	8795 325

10W - 45°



20W - 45°



30W - 45°

